

Report Timeframe: November 5 to November 11, 2023

Statewide hospitalization levels: Low. New COVID-19 admissions are below 10 per 100,000 Vermonters per day.

- New hospital admissions of patients with COVID-19, last 7 days: 6.89 per 100K
 - 43 total new admissions with COVID-19.

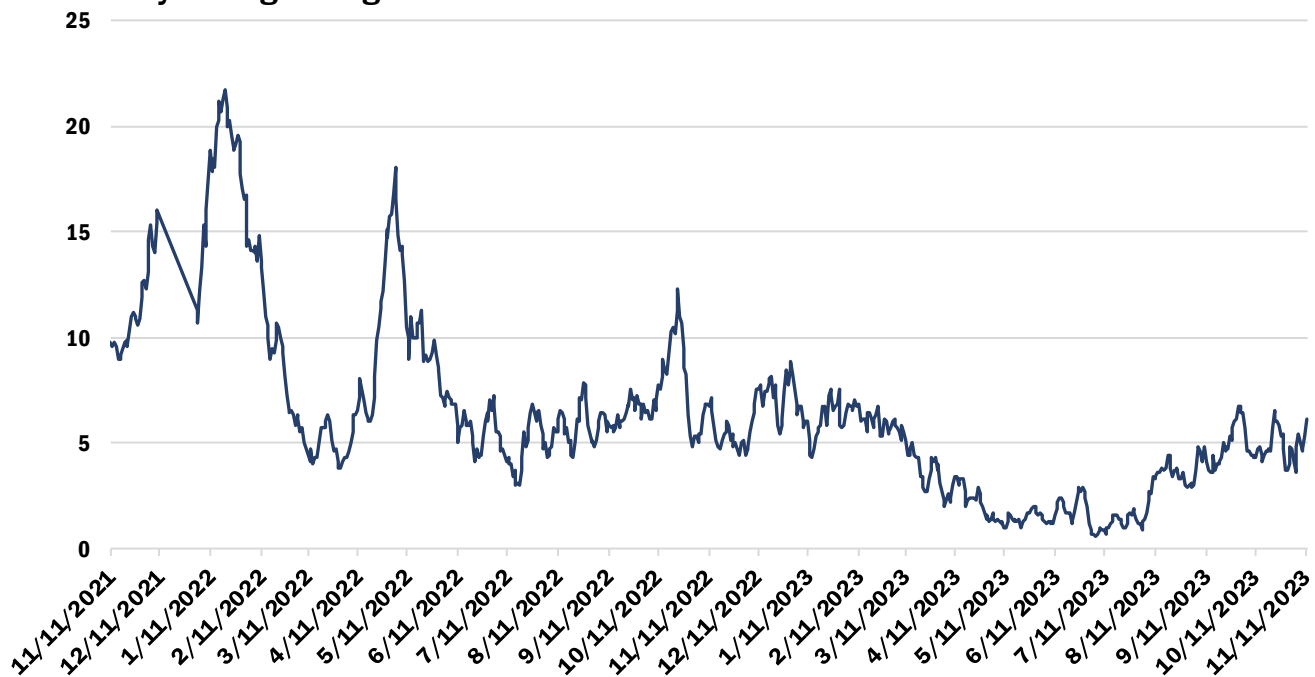
The hospitalizations dataset contains day-level data reported from all Vermont hospitals each Tuesday. Reported numbers are subject to correction.

The number of reportable COVID-19 cases is still available in this report, below. Laboratory-confirmed and diagnosed COVID-19 cases and COVID-19 outbreaks must still be reported to the Vermont Department of Health

Vermont Department of Health recommendations: [Preventing COVID-19 \(healthvermont.gov\)](https://healthvermont.gov)

Hospitalizations Over Time

Daily Hospitalizations With COVID-19 Diagnosis Seven-Day Rolling Average



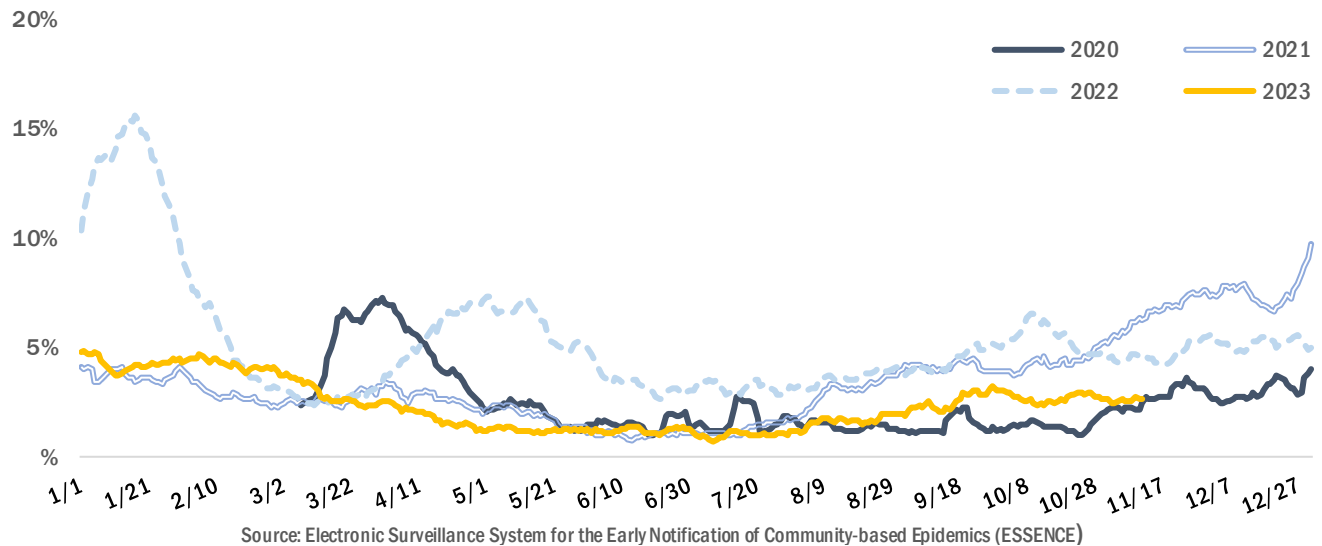
Source: U.S. Department of Health and Human Services HHS Protect

The seven-day rolling average of hospital patients was around four to six during the most recent week. The number is the daily average of the previous seven days; for example, the value for May 28 is the daily average for the days of May 21 through May 27.

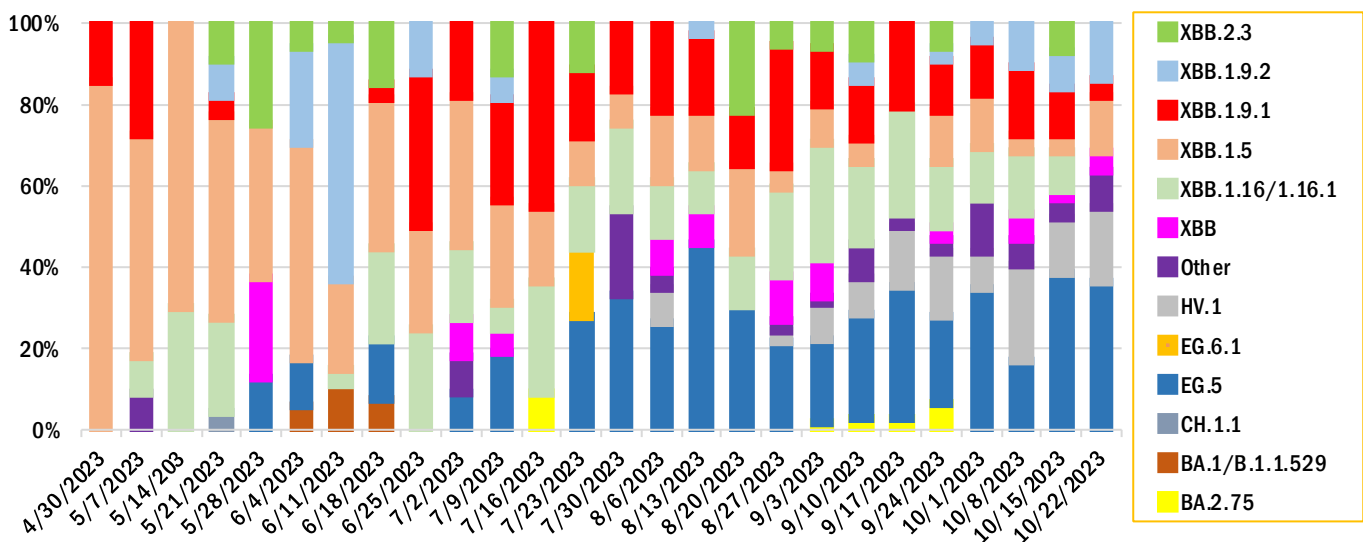
Syndromic Surveillance

The Electronic Surveillance System for the Early Notification of Community-based Epidemics (ESSENCE) reflects all visits from participating emergency departments¹, to identify visits for COVID-Like Illness (CLI). During this reporting period the proportion of emergency visits in participating departments that included CLI was 2 to 3%, lower than the same time in 2021 and 2022.

Percent of Emergency Visits with COVID-Like Illness Seven-Day Rolling Average, over Calendar Year



Proportion of sequenced variants



HV.1 and EG.1 account for about 50% of circulating virus as of mid-October. (Sources: LabCorp, Quest, Helix, Health Department Whole Genome Sequencing program).

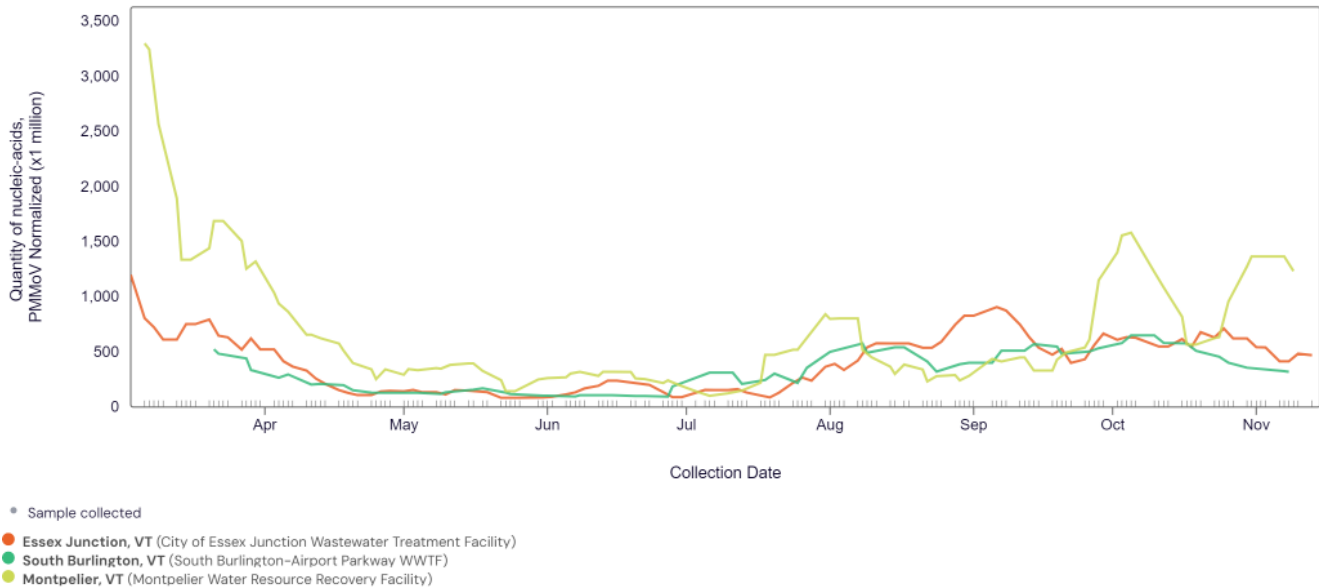
¹ All Vermont hospitals and two urgent care clinics are included in ESSENCE.

Wastewater Monitoring

Three Vermont wastewater districts participate in [WastewaterSCAN](#). WastewaterSCAN sites began submitting samples in the Spring of 2023. Starting this week, these data will be reported in graph form to show levels and trends over time.

Concentrations have plateaued at South Burlington and Essex Junction. Montpelier concentrations have shown more variation.

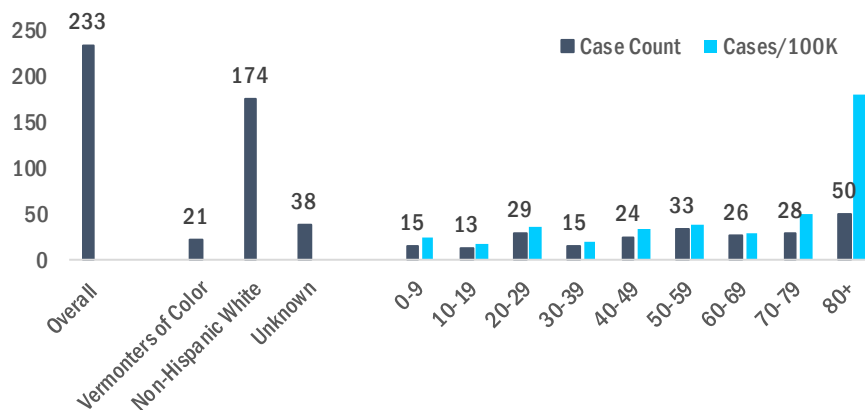
SARS-CoV-2, Vermont



Gaps in data reporting through the [National Wastewater Surveillance System](#) remain due to a change in contractor. Data for sites in Bennington, Chittenden, Franklin, and Windsor Counties are available on the [Biobot Analytics](#) website.

Identified Cases

Vermont Weekly Case Counts/Rates



Note: Case counts and rates are calculated by *confirmed* and *probable* cases reported to the Health Department.

To calculate rates, counts are divided by 2019 Vermont population estimates for respective category and expressed per 100,000 in each category.

Due to a high number of cases missing race/ethnicity data, rates are not provided for race/ethnicity categories.

COVID-19 Outbreaks Reported November 7 to November 13

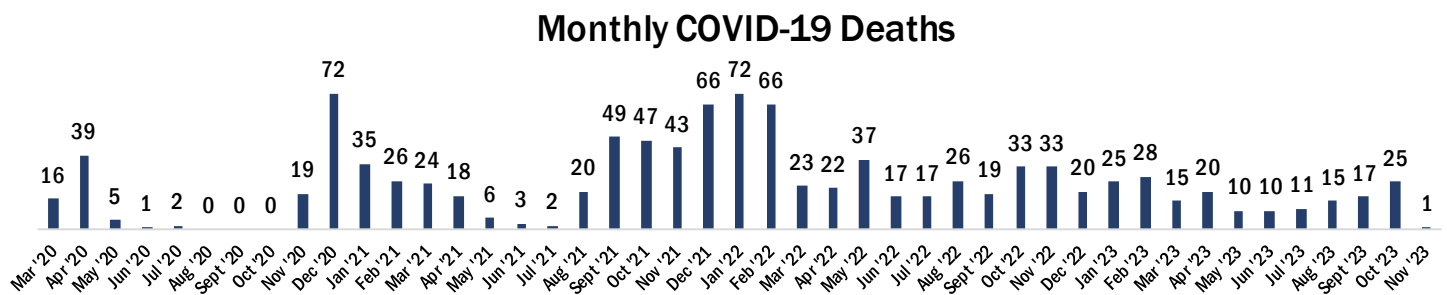
For purposes of this report, an outbreak is defined as three or more epidemiologically linked cases of COVID-19, where at least one such case has been laboratory or otherwise clinically confirmed as COVID-19.

Facility type	New Outbreaks Reported 11/7 - 11/13
Long-term Care (LTC)	3
Non-LTC Healthcare	4
Correctional Facility	-
School/childcare	1
Other	-

County	New Outbreaks Reported 11/7 - 11/13
Addison	2
Bennington	-
Caledonia	-
Chittenden	3
Essex	-
Franklin	-
Grand Isle	-
Lamoille	-
Orange	-
Orleans	-
Rutland	-
Washington	1
Windham	2
Windsor	-

Cumulative COVID-19 Deaths as of November 11, 2023

Total	Age group								
	Under 10	10-19	20-29	30-39	40-49	50-59	60-69	70-79	80+
1055	1	0	2	11	20	71	105	241	604



Note: Deaths are from registered death certificates and represent preliminary data. A change in death count may represent new deaths, corrections, or other updates.

Data Source: Vermont Department of Health Vital Statistics System.

For more information about this report, please contact john.davy@vermont.gov