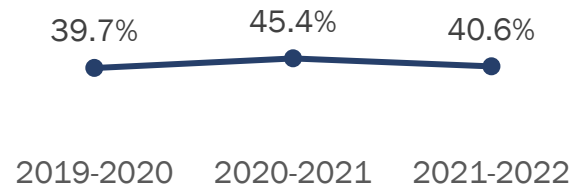


This data brief includes the annual Influenza Vaccine Coverage Rates from the Vermont Immunization Registry. The Vermont Immunization Registry manages immunization records centrally to support the planning and evaluation of efforts to increase flu vaccination coverage rates. Annual flu vaccination is recommended for everyone 6 months and older to reduce the risk of flu and flu-related complications.





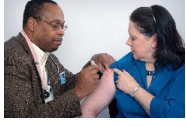

Percent of Vermonters Receiving Flu Vaccine: Last Three Seasons

The 2021-2022 flu season coverage rate (40.6%) is lower than the 2020-2021 season (45.4%) but looks more like the 2019-2020 season (39.7%). 2020-2021 had the highest vaccination rate in recent history, when 45.4% of Vermonters received a flu vaccine.



During the 2021-2022 flu season, flu vaccination decreased among all age groups compared to the previous season. Rates decreased the most in those under 18 years. During the 2021-2022 flu season, coverage rates among persons 6 months through 17 years was 43.0% – nearly ten percentage points less than the prior season’s rate for this group.

Percent of Vermonters Receiving Flu Vaccine: Last Season vs. Previous Season

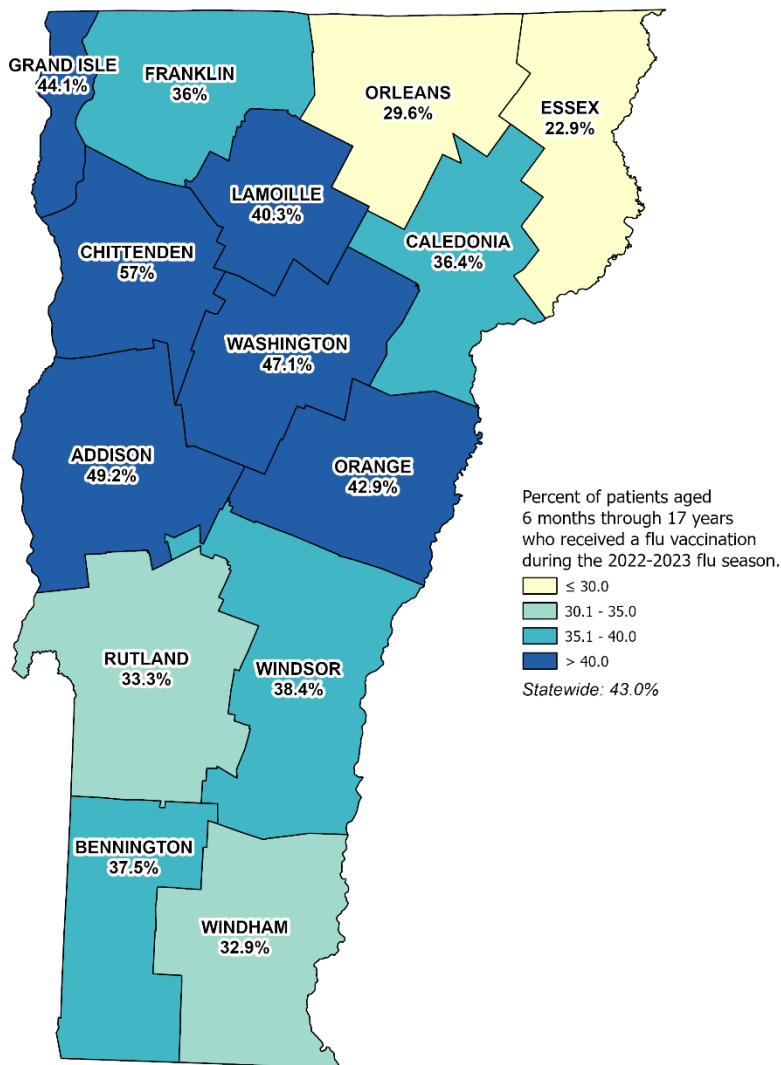
Age Group	2020-2021 Flu Season	2021-2022 Flu Season	% Difference
6 months through 4 years 	16,529/26,233 63.0%	14,056/25,713 54.7%	-8.3%
5 through 12 years 	27,854/52,817 52.7%	22,271/52,276 42.6%	-10.1%
13 through 17 years 	16,184/36,537 44.3%	12,899/36,451 35.4%	-8.9%
18 through 49 years 	78,967/255,677 30.8%	69,736/257,516 27.1%	-3.7%
50 through 64 years 	67,301/139,310 48.3%	59,852/137,820 43.4%	-4.9%
65 years and older 	83,850/129,157 64.9%	82,421/133,258 61.9%	-3.0%

Photos credit: Centers for Disease Control

Influenza Coverage Rates by County – Persons Under 18 years of age

Influenza vaccination rates vary from county to county. The map below shows Chittenden with the highest rate of coverage for persons under age 18 (57.0%). Two other counties – Essex and Orleans, show fewer than a third of their children immunized against flu during the 2021-2022 season.

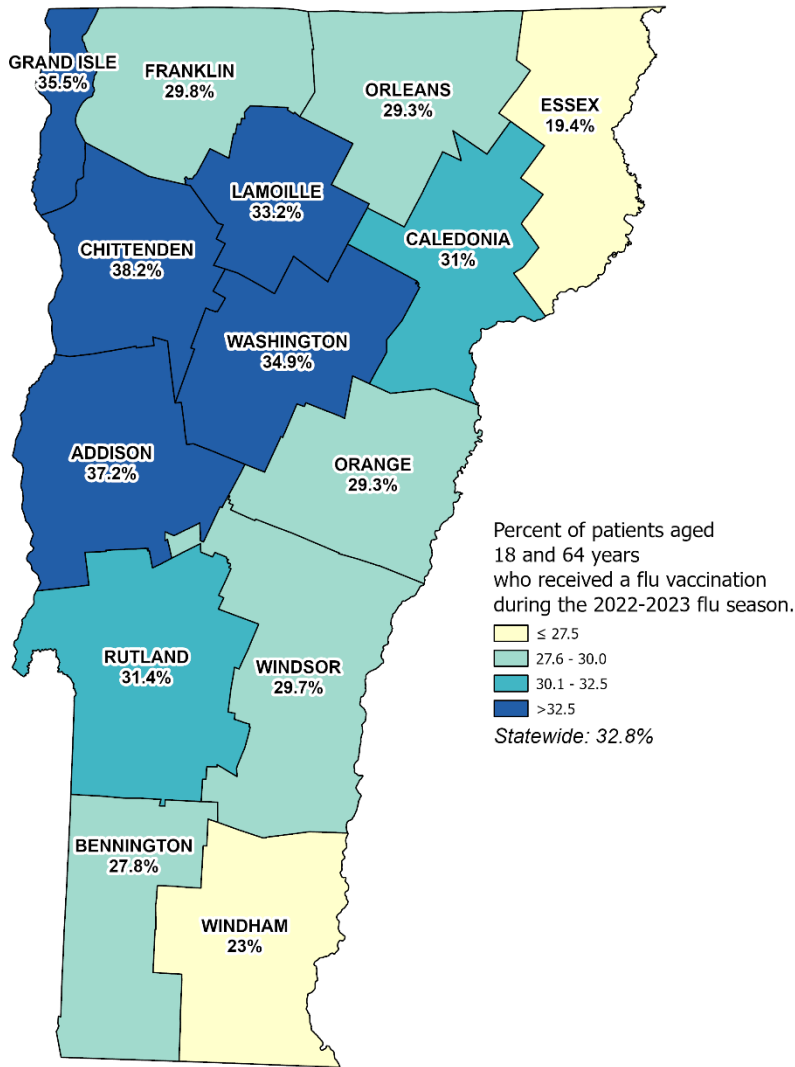
Influenza Vaccination Rates Among Persons Under 18 Years of Age by County, 2021-2022



Influenza Coverage Rates by County – Persons 18 through 64 years of age

In the 2021-2022 flu season, only 32.8% of Vermont adults 18-64 years of age had flu shots documented in the Vermont Immunization Registry. Rates for this age group may be higher than reported due to incomplete reporting from employer-based flu vaccination clinics.

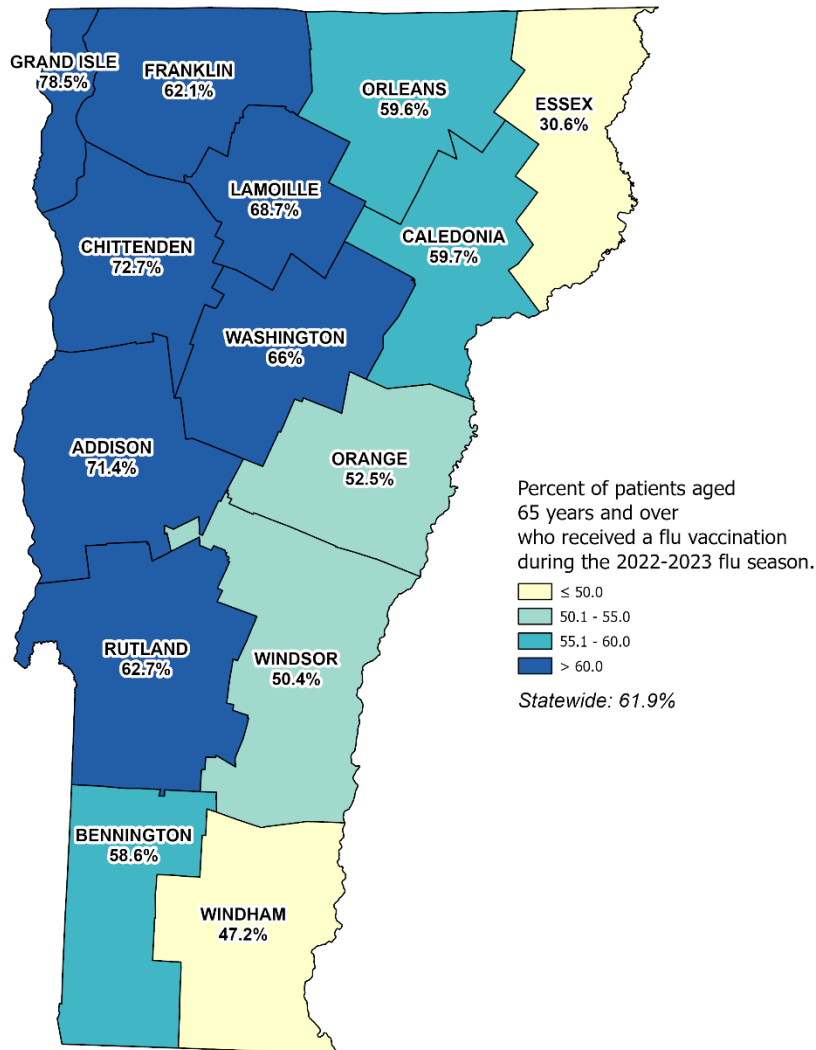
Influenza Vaccination Rates Among Persons 18 through 64 Years of Age by County, 2021-2022



Influenza Coverage Rates by County – Persons 65 years of age and older

Statewide, 61.9% of Vermonters in this age group received influenza vaccine in the 2021-2022 flu season, but county levels vary.

Influenza Vaccination Rates Among Persons 65 Years of Age and Older by County, 2021-2022



Persons Under 18 Years of Age, by County

Influenza Vaccine Coverage, 2021 - 2022 Season

	6 months through 4 years			5 through 12 years			13 through 17 years		
	Number	Percent	Population	Number	Percent	Population	Number	Percent	Population
Addison	865	63.6%	1,359	1,275	48.5%	2,627	734	39.5%	1,859
Bennington	701	47.3%	1,481	1,110	36.2%	3,064	754	32.7%	2,304
Caledonia	509	41.5%	1,227	877	34.9%	2,515	674	35.2%	1,913
Chittenden	4,503	68.5%	6,570	7,529	57.8%	13,022	4,360	47.5%	9,180
Essex	66	31.1%	212	100	21.4%	467	61	19.4%	314
Franklin	1,201	47.3%	2,541	1,775	35.5%	4,997	882	27.6%	3,192
Grand Isle	147	51.9%	283	272	47.5%	573	131	33.4%	392
Lamoille	594	53.2%	1,117	940	39.5%	2,380	517	32.6%	1,587
Orange	602	51.7%	1,164	1,045	43.3%	2,416	583	36.0%	1,620
Orleans	445	37.1%	1,198	707	29.5%	2,399	392	24.2%	1,618
Rutland	1,035	45.6%	2,269	1,500	31.5%	4,758	891	27.2%	3,276
Washington	1,462	61.5%	2,378	2,240	47.1%	4,756	1,243	37.0%	3,361
Windham	774	44.9%	1,724	1,131	30.8%	3,671	708	27.8%	2,546
Windsor	1,152	52.5%	2,193	1,770	38.2%	4,631	959	29.2%	3,289
Statewide	14,056	54.7%	25,713	22,271	42.6%	52,276	12,889	35.4%	36,451

Persons 18 through 64 Years of Age, by County

Influenza Vaccine Coverage, 2021 - 2022 Season

	18 through 49 years			50 through 64 years		
	Number	Percent	Population	Number	Percent	Population
Addison	4,496	29.9%	15,045	4,092	50.7%	8,068
Bennington	2,831	22.0%	12,893	3,148	36.7%	8,585
Caledonia	2,816	24.9%	11,289	2,732	41.3%	6,622
Chittenden	25,797	32.0%	80,673	17,033	54.1%	31,461
Essex	261	14.4%	1,807	380	25.3%	1,503
Franklin	4,646	23.4%	19,822	4,497	41.3%	10,900
Grand Isle	709	27.8%	2,546	883	45.6%	1,938
Lamoille	2,804	26.2%	10,712	2,556	46.9%	5,445
Orange	2,622	24.4%	10,747	2,532	37.1%	6,828
Orleans	2,327	23.6%	9,856	2,278	38.9%	5,858
Rutland	5,341	24.5%	21,821	5,892	42.2%	13,955
Washington	6,937	29.0%	23,951	5,913	46.1%	12,833
Windham	2,991	18.6%	16,108	3,129	29.7%	10,531
Windsor	5,158	25.5%	20,246	4,787	36.0%	13,293
Statewide	69,736	27.1%	257,516	59,852	43.4%	137,820

Persons 65 Years of Age and Older, by County

Influenza Vaccine Coverage, 2021-2022 Season

	65+ years		
	Number	Percent	Population
Addison	5,831	71.4%	8,163
Bennington	5,184	58.6%	8,842
Caledonia	4,006	59.7%	6,711
Chittenden	19,854	72.7%	27,292
Essex	491	30.6%	1,604
Franklin	5,355	62.1%	8,619
Grand Isle	1,305	78.5%	1,662
Lamoille	3,276	68.7%	4,767
Orange	3,492	52.5%	6,653
Orleans	3,872	59.6%	6,497
Rutland	8,966	62.7%	14,307
Washington	8,219	66.0%	12,460
Windham	5,350	47.2%	11,344
Windsor	7,220	50.4%	14,337
Statewide	82,421	61.9%	133,258

Definitions:

Vermont Immunization Registry: a secure health information system that contains immunization records for persons living in Vermont. The Registry is connected with Vermont's Electronic Births and Deaths Registries, and has been in existence since 2004. Medical provider offices, hospitals, pharmacies, and nursing homes report to the Registry. As of January 1, 2021, there were 984,125 patients and over 12 million immunizations in the system.

Flu Season: 2021-2022 flu season includes doses received by the IMR between July 1, 2021, and June 30, 2022.

Limitations:

While Vermont law requires that all immunizations be reported to the Vermont Immunization Registry, some doses might not have been reported. Known non-reporters include a few small independent pharmacies, and employee health clinics including some employee health clinics at Vermont hospitals.

Previous reports used a denominator derived directly from the Immunization Registry. In this brief and going forward a census-based denominator will be used. The resulting vaccination rates should be a more accurate representation of the actual rates. However, comparison to past reports is not valid.

For More Information:

Contact the Vermont Immunization Registry at IMR@vermont.gov
