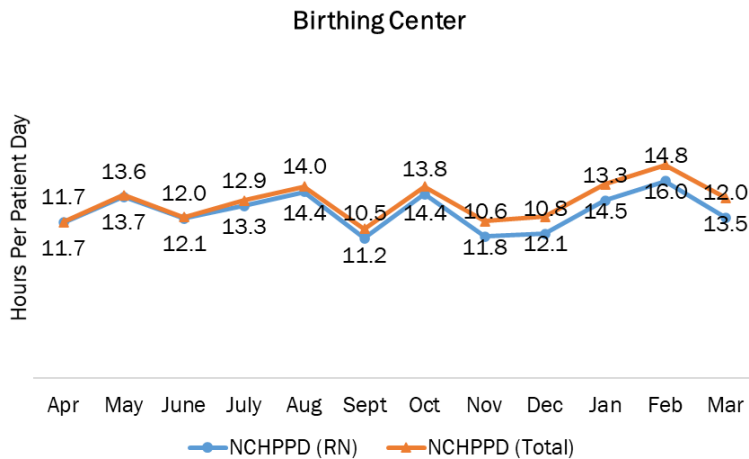


Brattleboro Memorial Hospital Birthing Center Unit

The Birthing Center is a Level 1 Low-Risk Birthing Center utilizing single-room maternity care. The patient population includes obstetrical patients (antepartum, intrapartum, postpartum), select female surgical cases, newborn infants, and infants readmitted during the neonatal period. The Birthing Center has 21 licensed beds, which includes 10 adult and 11 nursery beds. Cesarean sections are performed in an Operating Room located within the Birthing Center.

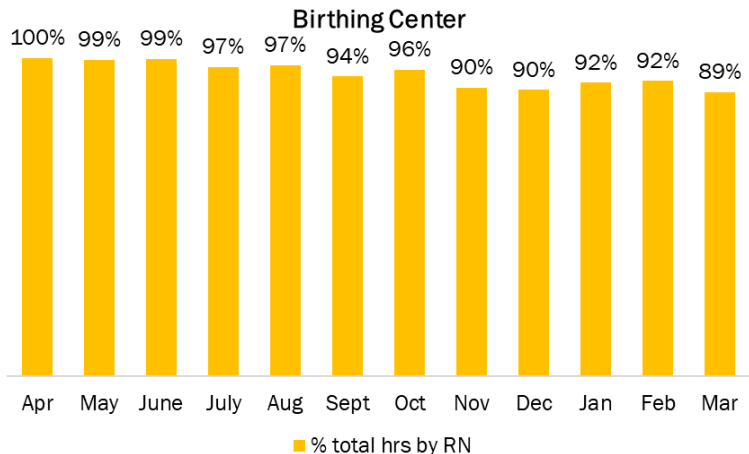
Nursing Care Hours per Patient Day (NCHPPD): April 2021 - March 2022

This graph shows the average number of direct nursing care hours provided per patient during a 24-hour period. Results are shown for care provided by registered nurses (RNs) and by all nursing staff (total) by month.



Percent of Total Nursing Care Hours Provided by RNs: April 2021 - March 2022

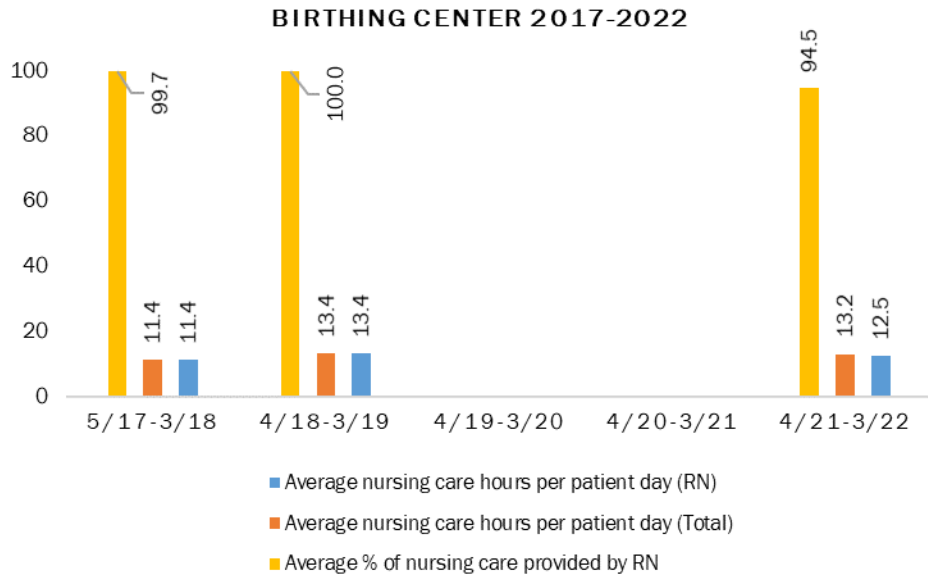
This graph shows the percentage of total nursing hours provided by RNs each month. Yearly average for this period is 94.5%.



2022 Nurse Staffing Data

Yearly Average of RN and Total Nursing Care Hours per Patient Day, Percent of Total Nursing Care Hours Provided by RNs, 2017 - 2022

The graph below shows trend over time on the average RN and total nursing care hours per patient days, and average percentage of nursing care that was provided by RN.



*** Data for 4/19-3/20 and 4/20-3/21 are missing due to the pandemic.**

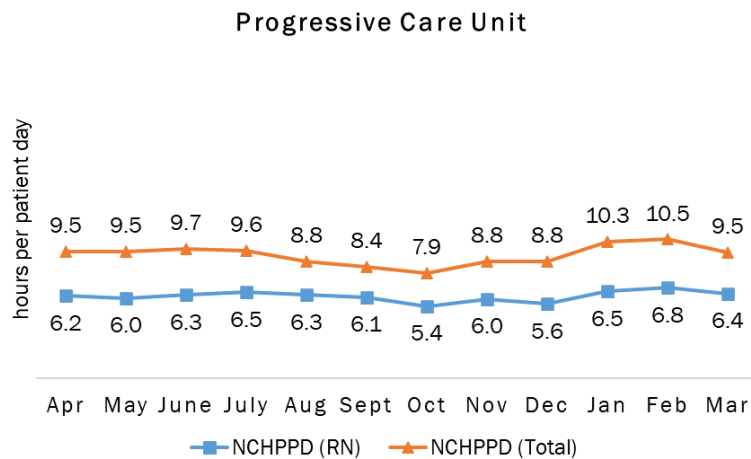
2022 Nurse Staffing Data

Brattleboro Memorial Hospital Progressive Care Unit

The Progressive Care Unit (PCU) has 24 licensed beds, which includes 5 monitored beds, and was created by merging the Special Care Unit and Third Floor Medical Surgical Unit in May 2017. The PCU is an acuity adjustable unit providing care to a diverse patient population requiring medical-surgical and telemetry levels of care, as well as a select group of patients requiring a higher level of care.

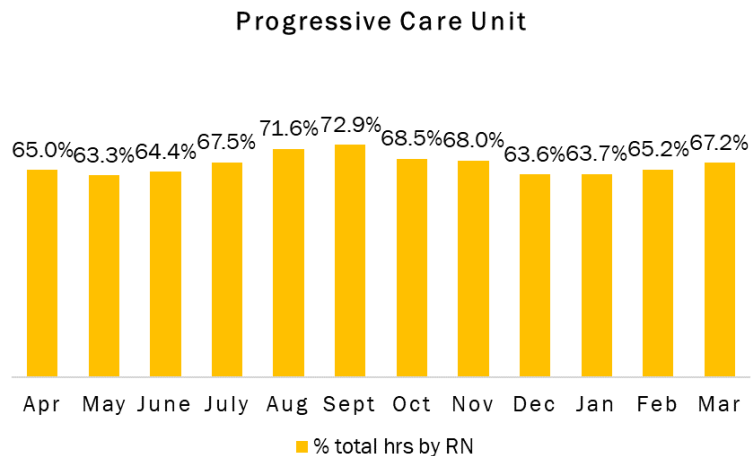
Nursing Care Hours per Patient Day (NCHPPD): April 2021 - March 2022

This graph shows the average number of direct nursing care hours provided per patient during a 24-hour period. Results are shown for care provided by registered nurses (RNs) and by all nursing staff (total) by month.



Percent of Total Nursing Care Hours Provided by RNs: April 2021 - March 2022

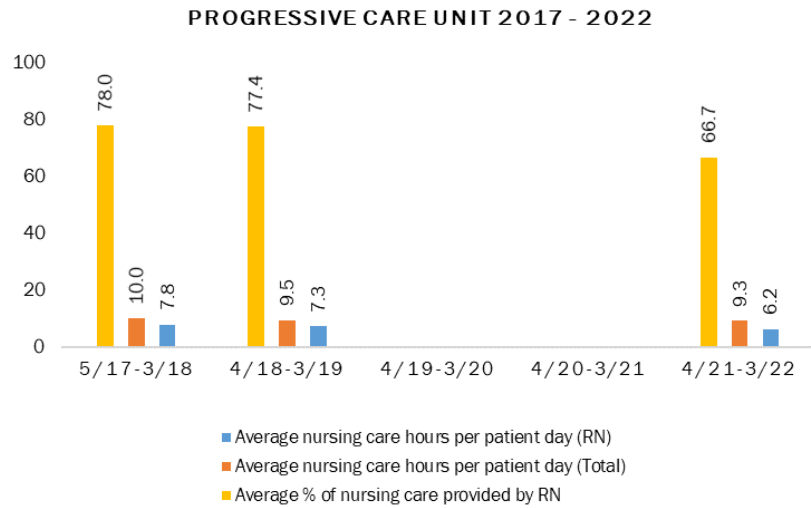
This graph shows the percentage of total nursing hours provided by RNs each month. Yearly average for this period is 66.7%.



2022 Nurse Staffing Data

Yearly Average of RN and Total Nursing Care Hours per Patient Day, Percent of Total Nursing Care Hours Provided by RNs, 2017 - 2022

The graph below shows trend over time on the average RN and total nursing care hours per patient days, and average percentage of nursing care that was provided by RN.



* Data for 4/19-3/20 and 4/20-3/21 are missing due to the pandemic.