

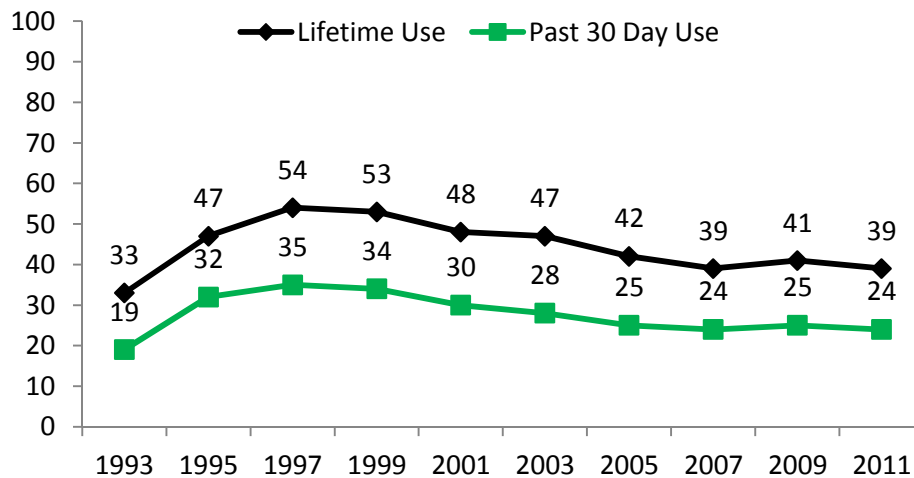
# 2011 Vermont Youth Risk Behavior Survey

## Data Brief, February 2013: Marijuana Use

### Marijuana Use

In 2011, the Vermont Youth Risk Behavior Survey (YRBS) asked students in grades 9-12 about marijuana use. In 2011, **24 percent** of students responded that they had used marijuana in the past 30 days (**21 percent of female** students and **28 percent of male** students). In 2011, **39 percent** of students reported having used marijuana at least once in their lifetime (**35 percent of female** students and **42 percent of male** students).

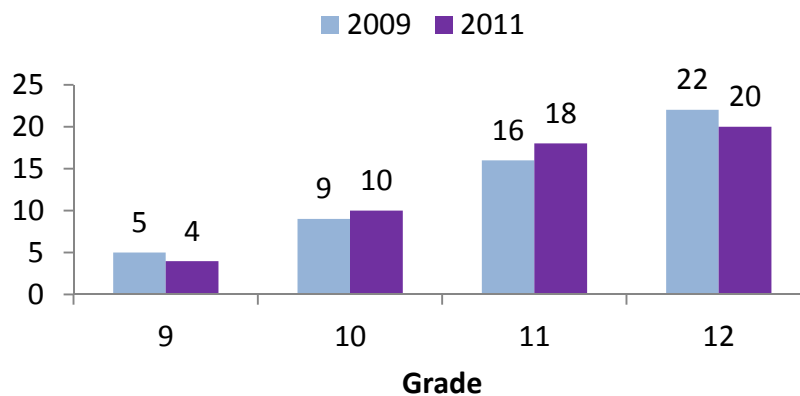
**Figure 1. Lifetime and past 30 day use of marijuana among students in grades 9-12**



### Driving and Marijuana Use

In 2011, **13 percent** of students responded that they drove a car or other vehicle while under the influence of marijuana in the past 30 days (**10 percent of female** students and **16 percent of male** students).

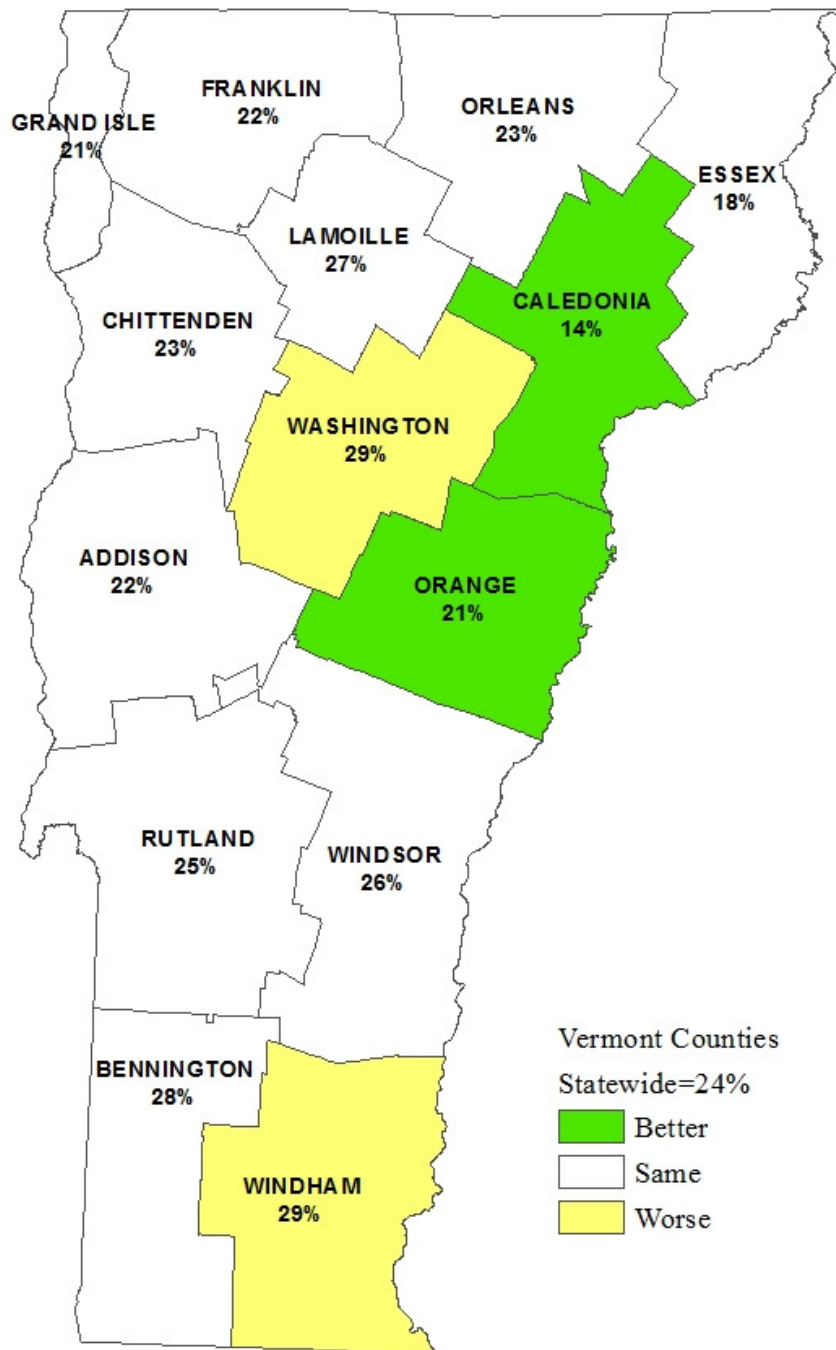
**Figure 2. Percent of students reporting driving a car or other vehicle when they had been smoking marijuana, past 30 days, grades 9-12**



### Marijuana Use by County

The following map depicts counties where past 30 day use of marijuana was statistically better, the same, or worse than the state average.

**Figure 3. Percent of students reporting past 30 day use of marijuana (grades 9-12) by county**



For more information, contact Shayla Livingston, MPH ([shayla.livingston@state.vt.us](mailto:shayla.livingston@state.vt.us); 802-863-6337).  
For the YRBS Data Brief Archive, visit: [http://www.healthvermont.gov/research/yrbs/data\\_briefs.aspx](http://www.healthvermont.gov/research/yrbs/data_briefs.aspx)  
For more information on marijuana use prevalence in Vermont, please visit: <http://healthvermont.gov/adap/drugs/marijuana.aspx>