

# Marijuana Use – Data Brief

## Vermont Behavioral Risk Factor Surveillance System

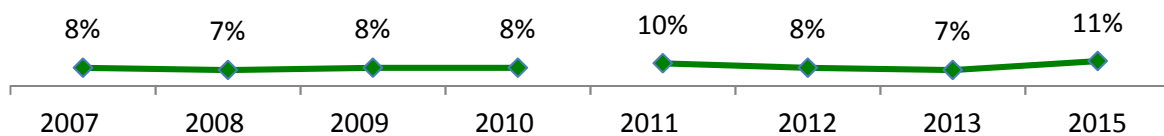
### Background

Changes to Vermont marijuana laws in recent years, legalization of recreational marijuana use in other states, as well as the continued conversation around legalization in Vermont have resulted in significant interest in understanding the use of marijuana among Vermont adults. The Vermont Behavioral Risk Factor Surveillance System, or BRFSS, has included questions on marijuana in each year since 2007 except 2014, allowing us to assess current use, as well as changes over time.

### Overall

After decreasing in 2012 and 2013, marijuana use in the last 30 days increased in 2015. Eleven percent of Vermont adults recently used marijuana in 2015, significantly higher than the 7% in 2013 but similar to the 10% in 2011. Due to BRFSS methodology changes in 2010, we cannot make statistical comparisons to data collected prior to 2011.

**Marijuana Use in Past 30 Days  
Vermont Adults, 2007 - 2015**

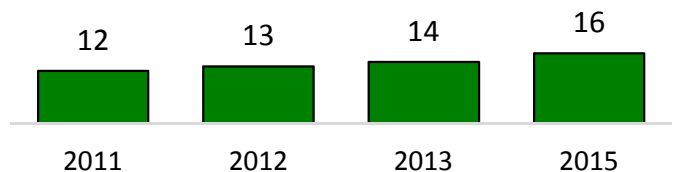


### Frequency of Use

In 2015, on average, recent marijuana users reported consuming the drug on 16 days in the last month. Average days of marijuana use has increased each year since 2011, the change over this time frame is statistically significant.

Among recent marijuana users, more than six in ten (62%) said they used marijuana on ten or more days in the last month (2015). Also, approximately two in ten (22%) used marijuana on one or two days, while 16% consumed it on three to nine days.

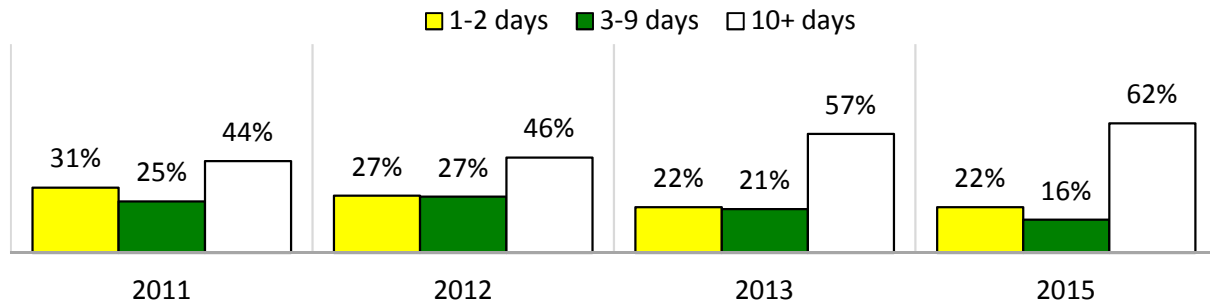
**Mean Days Used Marijuana in Last Month  
Vermont Adults Recently Using  
Marijuana, 2011 - 2015**



As with average days of use, the proportion of Vermont adults using marijuana regularly, on 10 or more days, has increased each year since 2011, when 44% of recent marijuana users consumed it on 10 or more days. The increase in regular marijuana use from 2011 to 2015 is statistically significant (44% to 62%). However, the change from 2013 to 2015 is not statistically significant (57% to 62%).

Use of marijuana on one or two days and three to nine days have both decreased since 2011, suggesting a general shift towards regular use among marijuana users instead of more casual use.

## Frequency of Marijuana Use Vermont Adults Recently Using Marijuana, 2015



### Demographics

There are similar patterns in recent marijuana use and frequency of use across demographic groups. Men are twice as likely as females to report using marijuana in the last 30 days (15% vs. 7%). Among recent users, men are also much more likely to use marijuana on at least 10 days in the last month, as compared with females (69% vs. 49%).

Recent marijuana use decrease as age increases. All differences in prevalence by age are statistically significant, while there are no statistical differences in regular marijuana use by age.

Recent marijuana use is higher among those with less education, but those differences are not statistically significant. However, there are statistically significant differences for regular marijuana use based on education. For example, adults with a high school degree or less are significantly more likely than those with a college degree to report using it on at least 10 days (73% vs. 50%).

Vermont adults with lower annual household incomes are more likely to report both recent marijuana use and using marijuana regularly. Adults with annual incomes of less than \$25,000 are significantly more likely than those with a household income of at least \$50,000 to report using marijuana in the last month. Likewise, recent marijuana users in homes with low incomes are significantly more likely than those with incomes of at least \$75,000 to regularly use marijuana.

	Used Marijuana in Last 30 Days	Of Users, Used 10+ Days in Last Month
Overall	11%	62%
Males	15%	69%
Females	7%	49%
18-24 years	27%	63%
25-44 years	14%	66%
45-64 years	9%	58%
65 years and older	2%	N/A
High School or Less	12%	73%
Some College	12%	60%
College or Higher	9%	50%
Less than \$25,000	16%	76%
\$25,000-Less than \$50,000	12%	57%
\$50,000-Less than \$75,000	8%	65%
\$75,000 or More	9%	52%

N/A indicates sample size is too small to report

For more information on the BRFSS contact Jessie Hammond, M.P.H. ([jessie.hammond@vermont.gov](mailto:jessie.hammond@vermont.gov))