

Vermont Disability and Public Health Data Brief

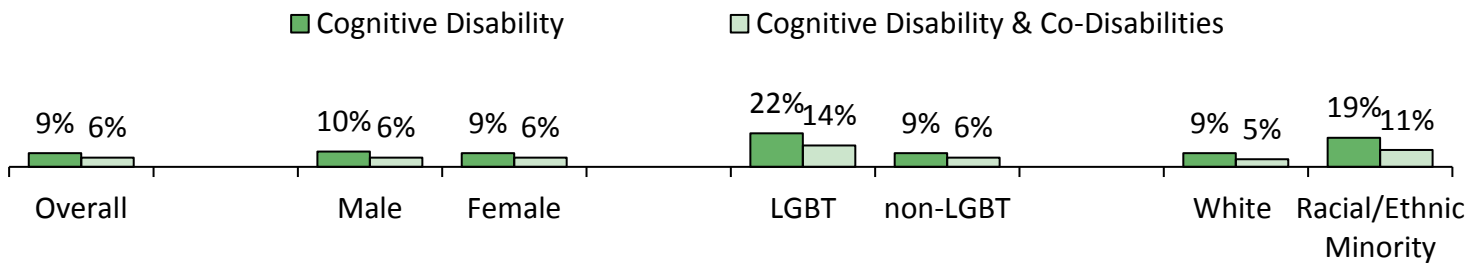
Demographics: Vermont Adults with Cognitive Disability

Cognitive disability is the second leading type of disability¹ among Vermont adults after disabilities related to mobility. Nine percent of adults report having serious difficulty concentrating or making decisions due to a physical, mental or emotional condition, with six percent having a cognitive disability and another type of disability. On average, Vermonters with a cognitive disability have less education, a lower annual income and a lower rate of employment. These indicators tend to be even worse for those with a cognitive disability and at least one other disability (referred to as co-disabilities).

Cognitive Disability Demographics

Vermont adults who identify as lesbian, gay, bisexual, transgender or other sexual identity (LGBT) have a significantly higher rate of cognitive disability (22%) and cognitive disability with co-disabilities (14%) when compared to non-LGBT Vermonters (9% and 6% respectively). Vermont adults who are a racial or ethnic minority have a significantly higher rate of cognitive disability (19%) and cognitive disability with co-disabilities (11%) when compared to white, non-Hispanic individuals (9%, and 5% respectively). Vermont men and women report similar rates of cognitive disability and co-disability.

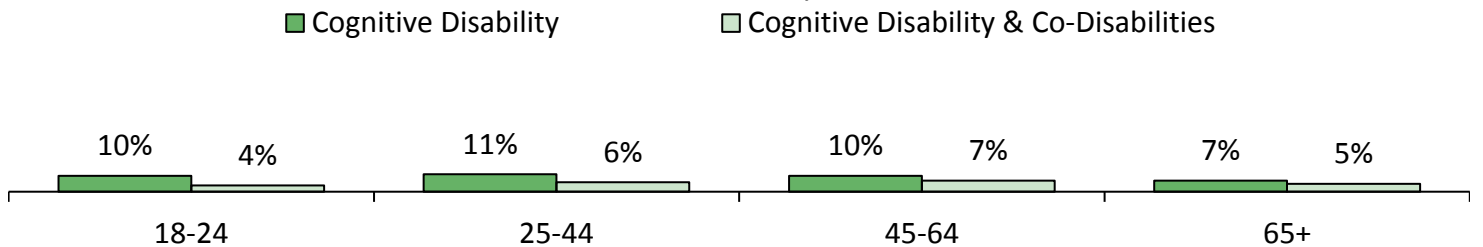
Prevalence of Cognitive Disability by Sex and Sexual Identity
Vermont BRFSS, 2016



All of Vermont's counties have a similar rate of cognitive disability when compared to Vermont overall (9%).

Cognitive disabilities and co-disabilities equally affect all ages of adults up to age 64, and adults age 65 and older report cognitive disabilities less frequently. This is very different from adults reporting any disability which significantly increases with age.

Prevalence of Cognitive Disability by Race and Age
Vermont BRFSS, 2016

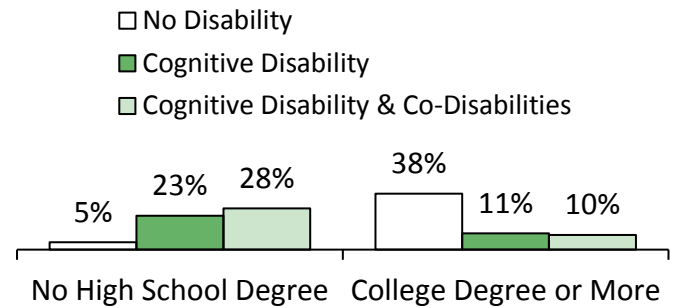


¹ The Behavioral Risk Factor Surveillance System (BRFSS) asks several questions to determine the individual's disability status. [Disabilities identified by the BRFSS include mobility, cognitive, visual, hearing, self-care and independent living.](#) The BRFSS does not include people living in institutions and group homes, who may be more likely to have a disability, and therefore may underestimate the prevalence of disability.

Education

Vermonters with cognitive disabilities and with co-disabilities are significantly less likely to have completed college compared to Vermonters without disabilities. Nearly a quarter (23%) of adults with a cognitive disability have not completed high school; one in ten (11%) have a college education. In comparison, 38% of adults without a disability have a college degree.

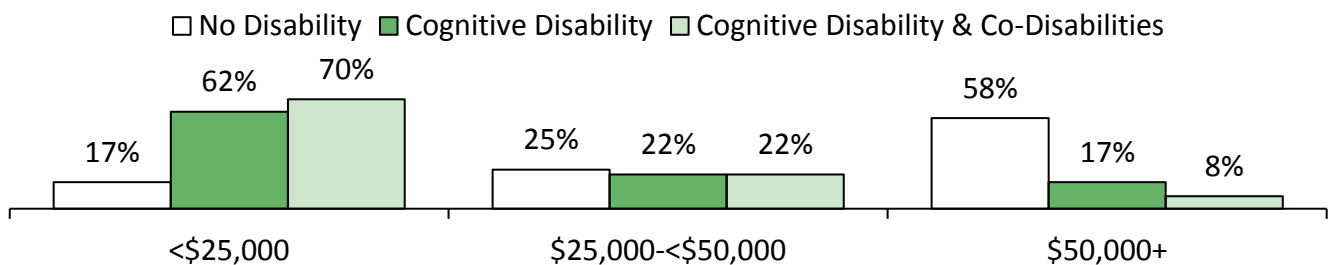
Highest Level of Education by Disability
Vermont BRFSS, 2016



Income

There are clear differences in income for Vermonters with and without cognitive disabilities. Sixty-two percent of adults with a cognitive disability and 70% with a co-disability make less than \$25,000 a year compared to 17% of those without a disability. Nearly six in ten (58%) of those without a disability make \$50,000 or more a year. Seventeen percent of adults with a cognitive disability and 8% with a co-disability \$50,000 or more.

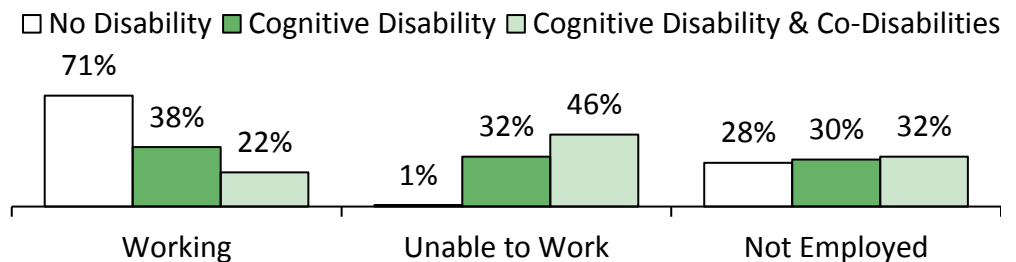
Annual Household Income by Disability
Vermont BRFSS, 2016



Employment

Vermonters with cognitive disabilities and a co-disability are significantly more likely to be unable to work (46%) than Vermonters with a cognitive disability overall (32%) or no disability (1%). Vermonters with cognitive disabilities and a co-disability are also significantly less likely to be employed (22%) than Vermonters with a cognitive disability overall (38%) or no disability (71%).

Employment Status by Disability
Vermont BRFSS, 2016



For questions about this data brief please contact Mallory Staskus (mallory.staskus@vermont.gov). For more information about the Health Department's Disability and Chronic Disease Prevention Program contact Allie Perline (allison.perline@vermont.gov).

The Vermont Department of Health's (VDH) Improving the Health of Vermonters with Mobility Limitations and Intellectual Disabilities through Integrated Chronic Disease Prevention Programs project is funded by cooperative agreement #NU27DD000008-01-00 with the Centers for Disease Control and Prevention (CDC). Its content is solely the responsibility of VDH and do not necessarily represent the views of the CDC or the Department of Health and Human Services.