

Nurse staffing is measured by nursing care hours per patient day (the number of nursing care hours relative to the patient workload). This measure was developed by the American Nurses Association for the National Database of Nursing Quality Indicators.

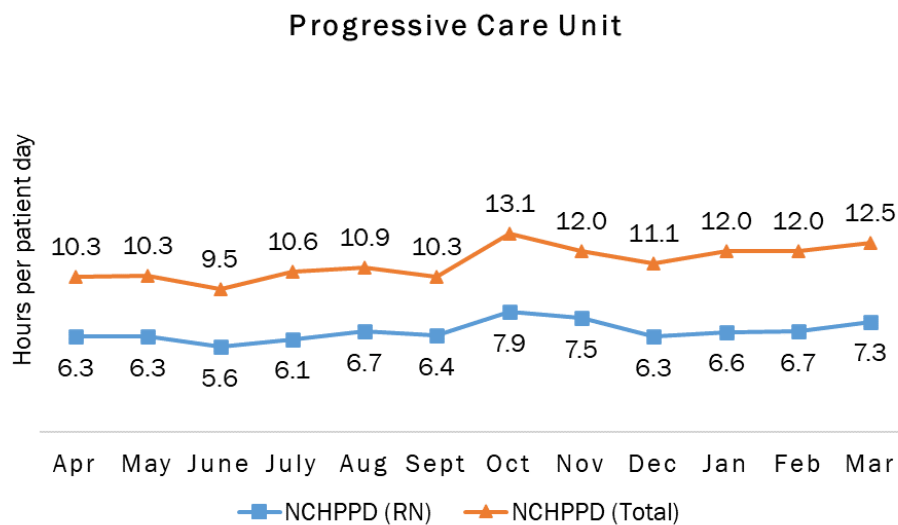
There is no national standard for optimal nurse staffing level. This is due to varying factors like intensity of patient's needs, the number of admissions, discharges and transfers during a shift, level of experience of nursing staff, layout of the unit and availability of resources (ancillary staff, technology etc.).

### Progressive Care Unit

North Country Hospital is licensed for 25 beds. 20 beds are designated for the Progressive Care Unit and 5 to the Maternal Child Health/Pediatric Unit. Types of services provided in this setting include care of people with general medical and surgical problems, heart monitoring, end-of-life care, and rehabilitative care.

### Nursing Care Hours per Patient Day (NCHPPD): April 2023 - March 2024

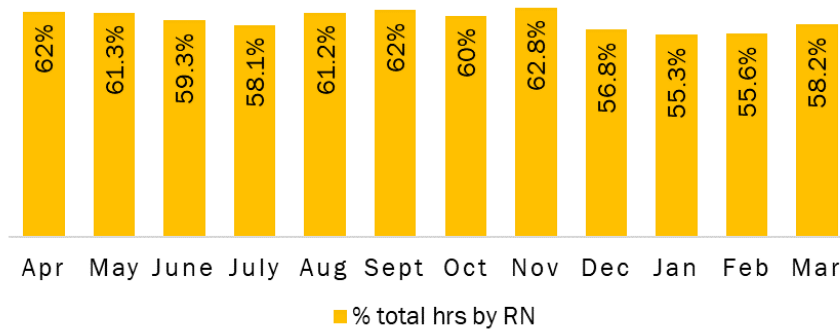
This graph shows the average number of direct nursing care hours provided per patient during a 24-hour period. Results are shown for care provided by registered nurses (RNs) and by all nursing staff (total) per month.



## Percent of Total Nursing Care Hours Provided by RNs: April 2023 – March 2024

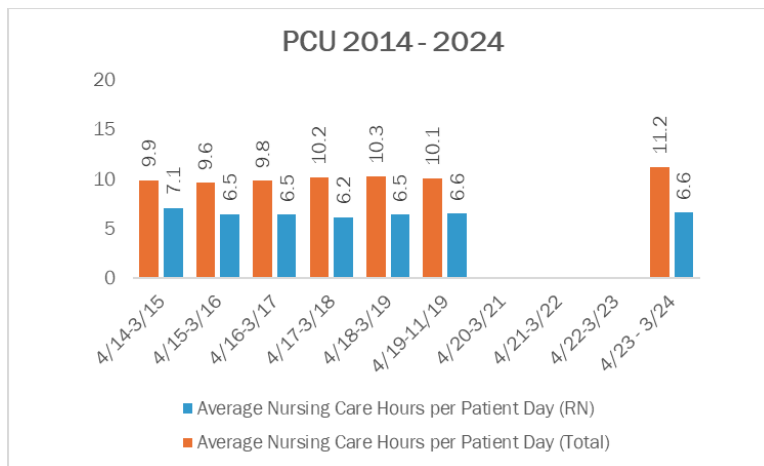
This graph shows the percentage of total nursing hours provided by RNs each month. The yearly average for this period is 59.38%.

Progressive Care Unit



## Yearly Average of RN and Total Nursing Care Hours per Patient Day: 2014 - 2024

The graph below shows trend over time on the average RN and total nursing care hours per patient days.



# 2024 Nurse Staffing Data

## Yearly Percent of Total Nursing Care Hours Provided by RNs: 2014 – 2024

The graph below shows the trend over time on the average percentage of nursing care that was provided by RN.

