

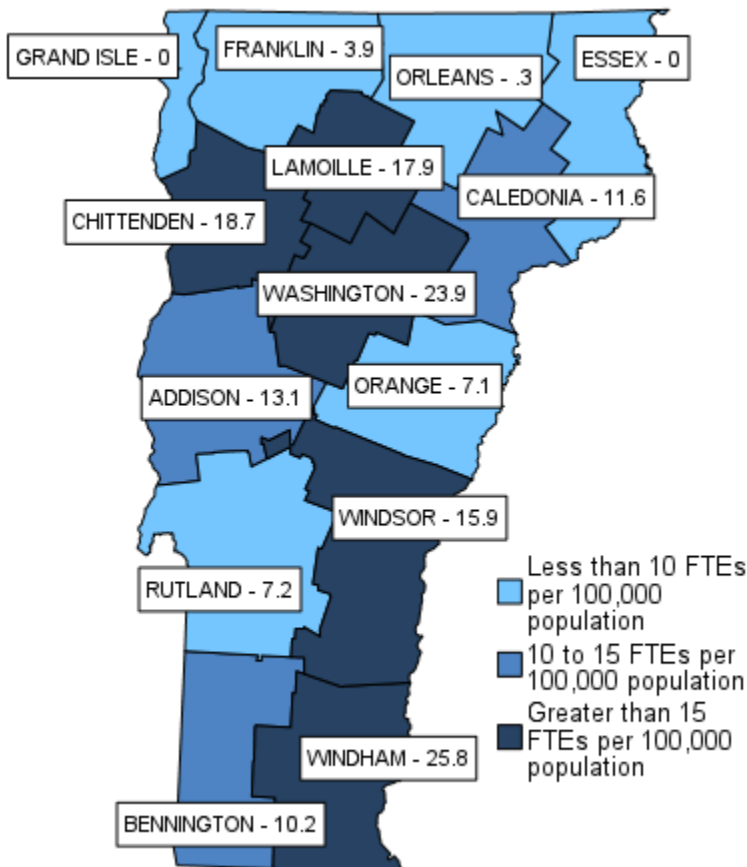
Overview

This acupuncture census is part of the Vermont Department of Health's health care provider data program, which is used to monitor and measure the supply of health care providers in our state over time.

Vermont acupuncturists are relicensed every two years. Data for this report were obtained during the January 2020 relicensing period and represent a snapshot of the profession at that time.

Acupuncture is a form of alternative medicine in which thin needles are inserted into the body. It is a key component of Traditional Chinese Medicine. It is used for a wide range of conditions, but most often for pain relief. Acupuncture is generally used in combination with other forms of treatment.

Acupuncturist FTEs per 100,000 population by county



In Brief

Workforce

Survey period: January 2020
Response Rate: 100%
Licenses renewed: 184
Active in VT: 152
VT Full-time Equivalents: 92.1

Demographics

Female: 71%
Median Age: 50.5
Age 60 or older: 28%

Education and Training

Educated in Vermont: 10%
Educated in Northeast excluding VT: 31%

Specialties

General practice: 82%
Pain management: 9%

Current Employment

Full time hours at main site: 22%
Works at multiple sites: 15%
Plans to reduce hours: 7%
Plans to retire: none

Geographic Distribution

(FTEs per 100,000 population)
Highest: 25.8, Windham County
Lowest: 0, Essex and Grand Isle Counties

Trends in Statewide FTEs

2016: 75.3
2018: 80.3
2020: 92.1

Workforce

- 184 acupuncturists renewed their licenses during the surveyed period and 184 of these completed the workforce survey for a response rate of 100%.
- Of the 184 respondents, 152 (83%) indicated they were actively practicing as acupuncturists in Vermont.
- Of the 32 respondents reporting a non-active status, 16 (50%) indicated plans to start work as an acupuncturist in Vermont within the next 12 months.
- The remainder of this report is based on 152 acupuncturists who reported actively working in Vermont.

Demographics

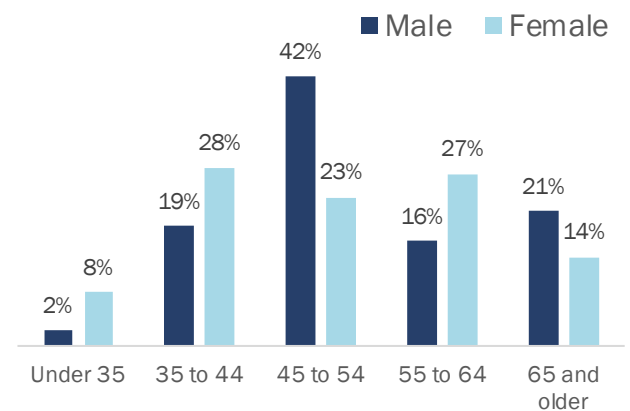
Gender

- 71% of the acupuncturists in Vermont (108) were female.
- 28% (43) were male.

Age

- The median age was 50.5.
- 7% (10) were under 35 years old.
- 54% (82) were between 35 and 54 years old.
- 39% (60) were 55 and older.

Age Distribution of VT Acupuncturists



Race and Ethnicity

Respondents were asked to select their race and could select multiple responses or choose not to answer. Therefore, numbers may not equal the total number of acupuncturists.

- 129 acupuncturists (85%) were white, two were Asian, one was American Indian or Alaskan Native, and none were Black, Native Hawaiian or Pacific Islander. Two identified themselves as a race not listed and 17 (11%) preferred not to answer the question.
- Two acupuncturists (1%) identified as Hispanic, Latino/a, or of Spanish origin.

Education and Training

- The Northeast was the most common region where acupuncturists trained (41%), followed by the west (38%).
- 67% (102) have earned an MA degree.
- 77% (115) were certified by the National Commission for the Certification of Acupuncture and Oriental Medicine (NCCAOM).
- 13% (20) were certified by the National Acupuncture Detoxification Association.

Region where training/ education occurred	Number	Percent
Vermont	15	9.9%
Northeast excluding Vermont	47	31.1%
Midwest	1	0.7%
South	26	17.2%
West	58	38.4%
Canada	2	1.3%
Other foreign country	2	1.3%

Practice Characteristics

Number of sites

- 85% (129) of acupuncturists worked at a single practice site.
- 15% (23) also worked at a second site.

Practice Setting

- 70% (107) of acupuncturists worked in a private solo practice, and 24% (37) worked in a private group practice.

Primary practice setting	Number	Percent
Private Solo Practice	107	70.4%
Private Group Practice	37	24.3%
Mental Health Clinic	1	0.7%
Health Clinic/Outpatient Facility	5	3.3%
Hospital/Medical Center	1	0.7%
Other	1	0.7%

Specialties

- Most acupuncturists (124) were in general practice (82%).
- 9% of acupuncturists (14) specialized in pain management, and 4% (6) specialized in sports-related acupuncture.

Access to Care

- Almost all acupuncturists worked at a main site that accepted new patients (95%).

Full Time Equivalent (FTEs)

- 152 acupuncturists provided 92.1 total FTEs.
- 22% of acupuncturists (34) worked 40 or more hours per week at their main site.
- 21.7 FTEs, or 24% of total FTEs, were provided by 42 acupuncturists aged 60 or older.

Average weekly hours – at main site	Number	Percent
Less than 20 hours	58	38.2%
20-39 hours	60	39.5%
40 hours or more	34	22.4%

Current Experience

- Median time since first licensed as an acupuncturist: 16 years.
- 13 acupuncturists (9%) have a Naturopathic Physician license.
- A small number of acupuncturists also have a license as a massage therapist (4), a chiropractor (3) or registered nurse (3).

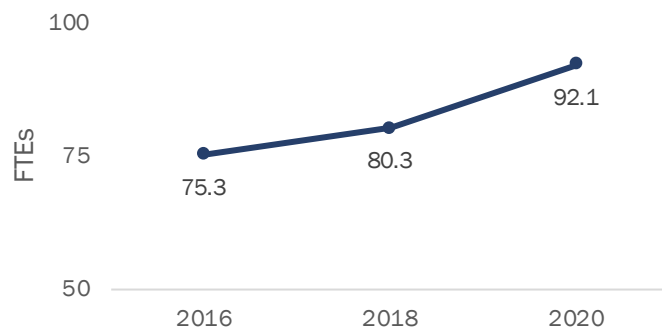
Future Plans

- 70% (106) planned to continue working as they had been in the next 12 months.
- 21% (32) planned to increase their hours in the next 12 months.
- 7% (10) planned to reduce their hours.
- None planned to retire.

Trends in Statewide FTEs

- Acupuncturist FTEs per 100,000 population increased by 5 from 75.3 in 2016 to 80.3 in 2018.
- From 2018 to 2020, FTEs increased by 11.8.

Acupuncturist FTEs by Year



Key Takeaways

- Acupuncturists in Vermont are a median age of 50.5 and are predominately female. The median age of males and females is the same (51).
- The most common settings for acupuncturists are private solo practices and private group practices.
- Relative to population, acupuncturists are most common in Windham and Washington counties.
- Acupuncturist FTEs have increased substantially over time, with a total increase of 16.8 FTEs between 2016 and 2020 (22%).

For more information, contact: AHS.VDHPhysicianCensus@vermont.gov

Appendix

Active Acupuncturists

An acupuncturist who reported working in Vermont as an acupuncturist (regardless of how many hours) is considered active.

Census

The census was taken during the biennial acupuncturist relicensing process which ended on January 31, 2020. The data include all licensed acupuncturists except for new licensees enrolled less than three months before the renewal date (November 2019 - January 2020), as their license was valid until the next renewal date of January 31, 2022. Census questions are available upon request.

Full Time Equivalent (FTE)

Full time is defined as 40 or more working hours in Vermont per week, 48 weeks or more per year. An acupuncturist reporting more than 40 hours per week is defined as one FTE regardless of the number of hours over 40 per week worked.

Geographical Regions

States were grouped into the following regions:

Northeast: VT, ME, MA, NH, RI, CT, NJ, NY, PA

Central: IN, IL, MI, OH, WI, IA, KS, MN, MO, NE, ND, SD

South: DE, DC, FL, GA, MD, NC, SC, VA, WV, AL, KY, MS, TN, AR, LA, OK, TX

West: AZ, CO, ID, NM, MT, UT, NV, WY, AK, CA, HI, OR, WA

Main Practice, Site, Setting, and Specialty

The main practice, site, setting, or specialty refer to the practice in which the acupuncturist worked the greatest number of annual hours.

Map Quartiles

Map colors define quartiles. The lowest 25% of FTE equivalents to population ratio is displayed in the lightest color, the middle 50% in medium, and highest 25% in the darkest color.

Missing data

Unless otherwise noted, missing data are excluded from tables. Thus, totals may vary from table to table.

Population Estimates

Population estimates are for July 2020 and were provided by the Department of Health.

Weekly Hours

Average weekly hours are based on hours and weeks reported, adjusted to a full-time 48-week working year (hours * (weeks/48)). Thus, the average weekly hours for an acupuncturist working 40 hours a week for half the year (24 weeks), is 20.