

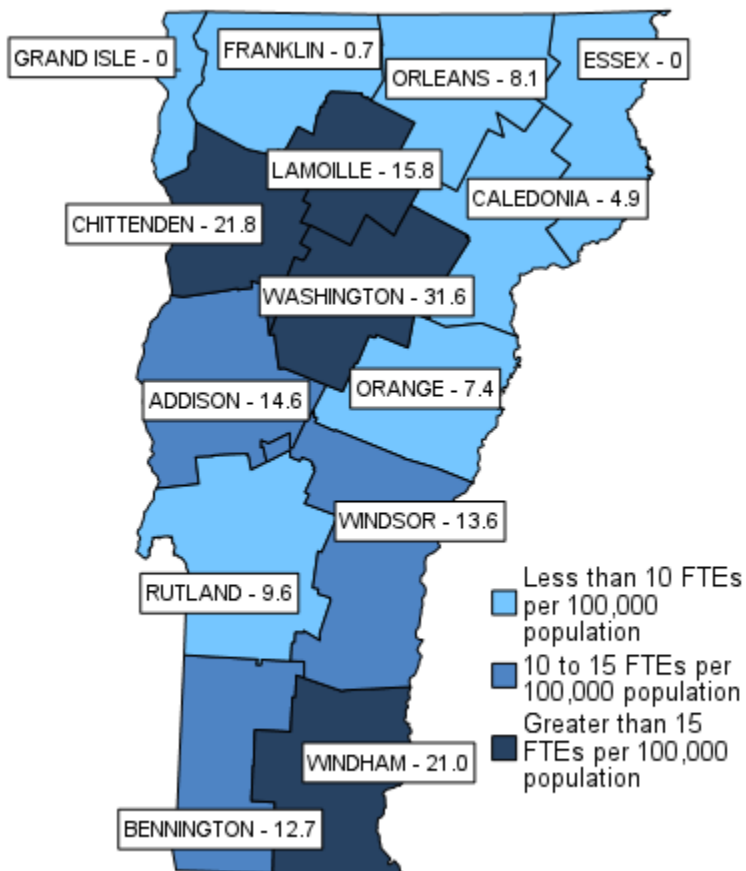
Overview

This acupuncture census is part of the Vermont Department of Health's health care provider data program, which is used to monitor and measure the supply of health care providers in our state over time.

Vermont acupuncturists are relicensed every two years. Data for this report were obtained during the January 2022 relicensing period and represent a snapshot of the profession at that time.

Acupuncture is a form of alternative medicine in which thin needles are inserted into the body. It is a key component of Traditional Chinese Medicine. It is used for a wide range of conditions, but most often for pain relief. Acupuncture is generally used in combination with other forms of treatment.

Acupuncturist FTEs per 100,000 population by county



In Brief

Workforce

Survey period: January 2022
Response Rate: 100%
Licenses renewed: 191
Active in VT: 163
VT Full-time Equivalents: 101.5

Demographics

Female: 71 %
Median Age: 52
Age 60 or older: 31%

Education and Training

Educated in Vermont: 8%
Educated in Northeast excluding VT: 33%

Specialties

General practice: 83.4%
Pain management: 7.4%

Current Employment

Full time hours at main site: 25.8%
Works at multiple sites: 12.3%
Plans to reduce hours: 6.2%
Plans to retire: none

Geographic Distribution

(FTEs per 100,000 population)
Highest: 31.6, Washington County
Lowest: 0, Essex and Grand Isle Counties

Trends in Statewide FTEs

2016: 75.3
2018: 80.3
2020: 92.1
2022: 101.5

Workforce

- 191 acupuncturists renewed their licenses during the survey period and all of them completed the workforce survey for a response rate of 100%.
- Of the 191 respondents, 163 (85.3%) indicate they are actively practicing as acupuncturists in Vermont.
- Of the 28 respondents reporting a non-active status, 10 (38.5%) indicate plans to start work as an acupuncturist in Vermont within the next 12 months.
- The remainder of this report is based on 163 acupuncturists who report actively working in Vermont.

Demographics

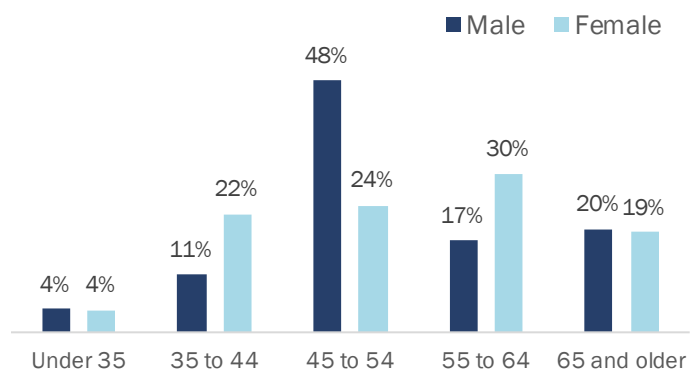
Gender

- 71.2% of the acupuncturists in Vermont (116) are female, and 28.2% (46) are male.

Age

- The median age is 52.
- 4.3% (7) are under 35 years of age.
- 50.3% (82) are between 35 and 54 years of age.
- 45.4% (74) are 55 years of age and older.

Age Distribution of VT Acupuncturists



Race and Ethnicity

Respondents were asked to select their race and could select multiple responses or choose not to answer. Therefore, numbers may not equal the total number of acupuncturists.

- 138 acupuncturists (84.7%) are white, 5 (3.1%) are Asian, one is American Indian or Alaskan Native, and none are Black, Native Hawaiian or Pacific Islander. Three identify themselves as a race not listed and 16 (9.8%) prefer not to answer the question.
- Three acupuncturists (1.8%) identify as Hispanic, Latino/a, or of Spanish origin.

Education and Training

- 40.5% (66) completed their degrees in the Northeast.
- 39.3% (64) completed their degrees in the West.
- 58.6% (95) have earned an MA degree.
- 80.9% (131) are certified by the National Commission for the Certification of Acupuncture and Oriental Medicine (NCCAOM).
- 14.8% (24) are certified by the National Acupuncture Detoxification Association.

Region where training/ education occurred	Number	Percent
Vermont	13	8.0%
Northeast excluding VT	53	32.5%
Midwest	2	1.2%
South	28	17.2%
West	64	39.3%
Canada	2	1.2%
Other foreign country	1	0.6%

Practice Characteristics

Number of sites

- 87.7% (143) of acupuncturists work at a single practice site.
- 12.3% (20) also work at a second site.

Practice Setting

- 69.3% (113) of acupuncturists work in a private solo practice, and 23.9% (39) work in a private group practice.

Primary practice setting	Number	Percent
Private Solo Practice	113	69.3%
Private Group Practice	39	23.9%
Mental Health Clinic	1	0.6%
Health Clinic/Outpatient Facility	5	3.1%
Hospital/Medical Center	1	0.6%
Other	4	2.5%

Specialties

- Most acupuncturists (136) are in general practice (83.4%).
- 7.4% of acupuncturists (12) specialize in pain management, and 2.5% (4) specialize in sports-related acupuncture.

Access to Care

- Most acupuncturists (147) work at a main site that accepts new patients (90.7%).

Full Time Equivalent (FTEs)

- 163 acupuncturists provide 101.5 total FTEs.
- 25.8% of acupuncturists (42) work 40 or more hours per week at their main site.
- 24.5 FTEs, or 24.1% of total FTEs, are provided by 51 acupuncturists aged 60 or older.

Average weekly hours at main site	Number	Percent
Less than 20 hours	58	35.6%
20-39 hours	63	38.7%
40 hours or more	42	25.8%

Current Experience

- Median time since first licensed as an acupuncturist: 18 years.
- 13 acupuncturists (8.0%) have a Naturopathic Physician license.
- 17 acupuncturists (10.4%) also have another health care provider license, such as massage therapist (2), chiropractor (4), nurse practitioner (3) or registered nurse (5).

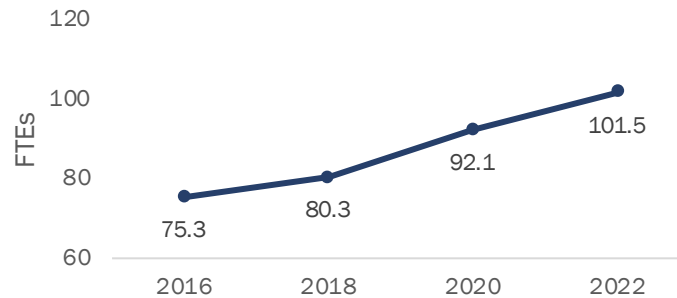
Future Plans

- 70.4% (114) plan to continue working as they had been in the next 12 months.
- 18.5% (30) plan to increase their hours in the next 12 months.
- 6.2% (10) plan to reduce their hours.
- None plan to retire.

Trends in Statewide FTEs

- Acupuncturist FTEs per 100,000 population increased from 75.3 in 2016 to 80.3 in 2018 and increased again to 92.1 in 2020.
- From 2020 to 2022, FTEs increased by 9.4 to 101.5 per 100,000 population.
- FTEs are 34.8% higher in 2022 than in 2016.

Acupuncturist FTEs by Year



Key Takeaways

- Acupuncturists in Vermont are a median age of 52 and are predominately female. There is little difference in the median age of males (51) and females (54).
- The most common settings for acupuncturists are private solo practices and private group practices.
- Relative to population, acupuncturists are most common in Washington, Chittenden and Windham counties.
- Acupuncturist FTEs have increased substantially over time, with a total increase of 26.2 in FTEs between 2016 and 2022 (34.8%).

For more information, contact: AHS.VDHPhysicianCensus@vermont.gov

Appendix

Active Acupuncturists

An acupuncturist who reported working in Vermont as an acupuncturist (regardless of how many hours) is considered active.

Census

The census was taken during the biennial acupuncturist relicensing process which ended on January 31, 2022. The data include all licensed acupuncturists except for new licensees enrolled less than three months before the renewal date (November 2021 - January 2022), as their license was valid until the next renewal date of January 31, 2024. Census questions are available upon request.

Full Time Equivalent (FTE)

Full time is defined as 40 or more working hours in Vermont per week, 48 weeks or more per year. An acupuncturist reporting more than 40 hours per week is defined as one FTE regardless of the number of hours over 40 per week worked.

Geographical Regions

States were grouped into the following regions:

Northeast: VT, ME, MA, NH, RI, CT, NJ, NY, PA

Central: IN, IL, MI, OH, WI, IA, KS, MN, MO, NE, ND, SD

South: DE, DC, FL, GA, MD, NC, SC, VA, WV, AL, KY, MS, TN, AR, LA, OK, TX

West: AZ, CO, ID, NM, MT, UT, NV, WY, AK, CA, HI, OR, WA

Main Practice, Site, Setting, and Specialty

The main practice, site, setting, or specialty refer to the practice in which the acupuncturist worked the greatest number of annual hours.

Map Quartiles

Map colors define quartiles. The lowest 25% of FTE equivalents to population ratio is displayed in the lightest color, the middle 50% in medium, and highest 25% in the darkest color.

Missing data

Unless otherwise noted, missing data are excluded from tables. Thus, totals may vary from table to table.

Population Estimates

Population estimates are for July 2022 and were provided by the Department of Health.

Weekly Hours

Average weekly hours are based on hours and weeks reported, adjusted to a full-time 48-week working year (hours * (weeks/48)). Thus, the average weekly hours for an acupuncturist working 40 hours a week for half the year (24 weeks), is 20.